


My Visit to the Greater Cleveland Aquarium

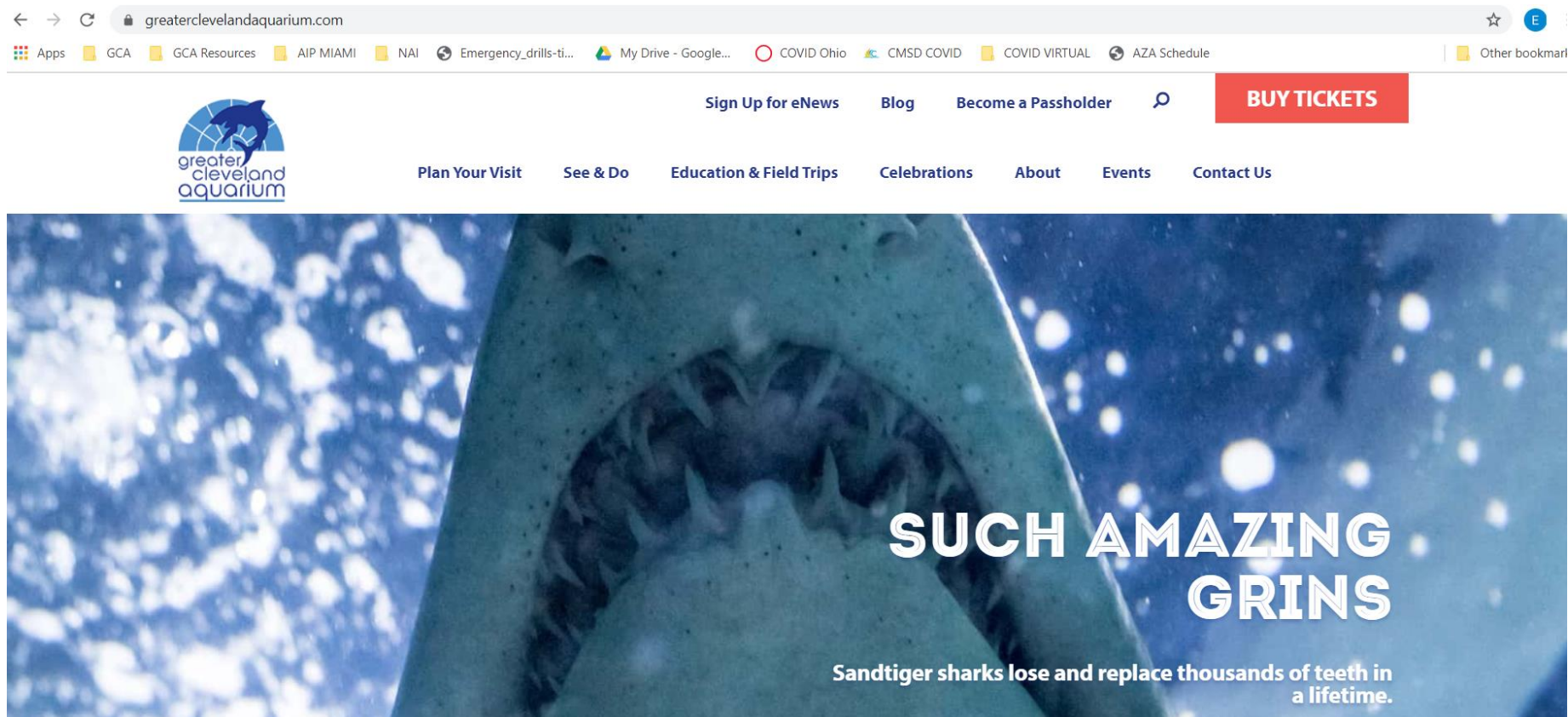




Today I'm going to the Aquarium. I will see animals from lakes, rivers, oceans and tropical forests.

There will be fish, turtles, lizards, birds and invertebrates.

Before our visit, we will reserve our tickets on the Aquarium's website. We will choose the date and time we are coming.





The Aquarium is inside the historic Powerhouse building. The smokestacks on top are really cool.

Before I enter the building, I should put on my mask.

I also need to check myself for COVID symptoms. If I have a cough, fever, headache, or sore throat, I should visit the Aquarium a different day when I feel better.






In the lobby, I will follow the footprints and arrows.

I will stay with my group and stay at least 6 feet away from other guests.

The Aquarium is on the bottom level of the building. I can take the stairs or the elevator to get down there.



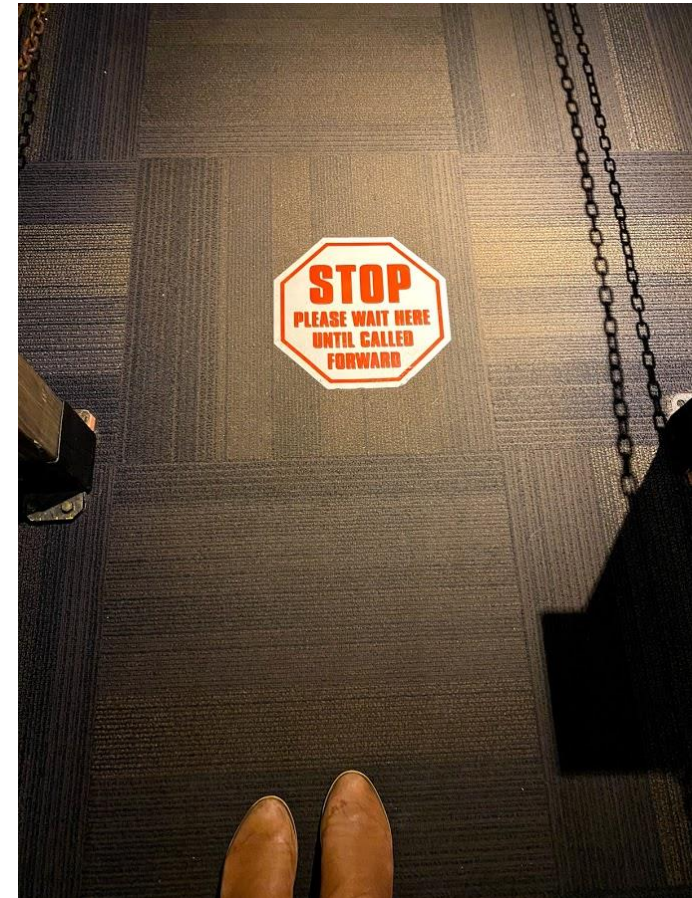
This is the main entrance of the Aquarium.


I will wait in line with our group so the front desk can scan our tickets.





We will wait at the stop sign on the floor until it is our turn to go to the counter.






An Aquarium team member will scan our tickets. They may be wearing a mask.

They will ask for a bar code or a reference ID number on the tickets.

I will see hand sanitizer stations during my visit. I can use them to sanitize my hands.

I will look for the one-way arrows on the floor to make sure I am going the correct direction.





While in the Aquarium, I will try to stay close to my group.

If I get separated from my group or need help, I should stay calm and ask an Aquarium team member for help. They are easy to spot because they wear blue uniforms.

The first gallery I'll go through has animals found in Ohio. There is a waterfall that is a little loud, so I can move away from that if I'd like. The top of the big exhibit is open, but I shouldn't put my hand in that one.



The Aquarium can be dark in a few spots, but if I keep moving I'll get to a brighter area. Seeing the animals is fun!




In the Coastal Boardwalk Gallery, I am able to touch some animals, but I don't have to if I don't feel like it.



Stingray barbs are trimmed so they cannot sting. I should use 2 fingers and only go to my wrist in the water. I can gently touch their backs and wings, to see how they feel. I can ask my adult to help me touch gently, but I don't have to touch if I don't want to.



In the Shark Gallery, there is a seatube I can walk through to feel like I'm underwater. It is neat to see sharks swimming overhead, but I don't have to walk through if I don't want to.





**Sometimes SCUBA
divers are in the water.**

**I don't need to worry
about them being in
the water. They are
trained and they dive
many times every
week.**

The exit of the Aquarium is through the Coral Cove Gift Shop. Some people buy things in the store, but we don't have to.



Knowing what to expect when I visit the Aquarium helps me stay calm so I can have a great time.



Goodbye for now. I had fun seeing all the animals at the Aquarium.
Maybe I will visit again one day!

